



ASBK.COM.AU f t i y

Round 7 : Phillip Island GP Circuit : October 6 - 8

HORSELL CONSULTING AUSTRALIAN SIDECAR CHAMPIONSHIP

Qualifying

Date: 07/10/17
 Event: Q08
 Weather: Mostly sunny - 15.0C
 Track: Dry - Temp: 21.6C

Started at: 12:02:58
 Laps: 15 Min
 Starters: 16
 Printed at: 12:32

PROVISIONAL CLASSIFICATION

Pos	No	Gr	Name	Class	Machine	Fastest Lap	On Lap	Behind Prev	Behind Leader	Top Speed
1	55	A	Duncan ROGERS / Rodney BELL (VIC) / Ashburton Service Ctr / Abacus / Affordable Plumbing / DeWith M-sport	F1	LCR GSXR	1:45.931	5 of 5			241
2	82	A	Dave BOUGHEN / Lok O'KANE (QLD)	F1	Suzuki GSXR	1:47.122	6 of 8	1.191	1.191	226
3	888	A	Beau BEATON / Noel BEARE (NSW/VIC) / KH Equipment		Irving Vincent	1:48.704	3 of 3	1.582	2.773	204
4	54	A	Mick ALTON / Chrissie CLANCY (NSW) / J & C Contracting / DeWith M-sport	F2	Suzuki LCR	1:49.190	8 of 8	.486	3.259	213
5	27	A	Howard FORD / Lee MENZIES (NSW) / Beard Concreting / California Custom Prod. / Lindsay Donai M-cycles	F1	Suzuki GSXR	1:50.516	4 of 6	1.326	4.585	230
6	4	A	Bruce COLLINS / Peter DEANGELIS (VIC) / Breeze Logistics Australia / Peter DeAngelis	F2	LCR 600	1:51.661	6 of 8	1.145	5.730	219
7	22	A	Matthew McKINNON / Brad GORRIE (NSW) / Matty's Spoke Wheels / PC's	F2	Suzuki Peterbuilt	1:52.920	3 of 5	1.259	6.989	205
8	38	A	John CLANCY / Warren GRUBB (VIC) / Golden Age Homes	F2	Suzuki LCR	1:54.462	8 of 8	1.542	8.531	208
9	16	A	Darryl RAYNER / Wendy CAMPBELL (NSW)	F2	Shelbourne CBR RR	1:55.298	5 of 7	.836	9.367	209
10	15	A	Jeff BROWN / Darren SHELDRICK (NSW) / APW M-cycles / Motul Oils / RK Chains / DJS Tree Services / SDG Moto	F1	BME Suzuki GSXR	1:55.338	5 of 5	.040	9.407	211
11	5	A	Richard GOODALE / Scott GOODALE (QLD)	F2	Shelbourne	1:55.689	6 of 7	.351	9.758	208
12	26	?	Patrick CLANCY / Steve BONNEY (VIC) / Alton Racing	F2	Shellbourne Honda	1:56.736	4 of 8	1.047	10.805	213

Qualifying Time: 2:01.820


Non-qualifiers


DNQ	331	B	Trevor NORRSTROM / Amanda WILLIAMS (VIC) / Dean Laws Signs Cobram	F1	Elvin GSXR	2:05.028	4 of 4	8.292	19.097	189
DNQ	65	A	Darryl McLEOD / Paul MATTHEWS (WA) / Turn-A-Part Engineering	F2	Suzuki GSXR	2:05.617	3 of 7	.589	19.686	204
DNQ	18	A	Simon REYNOLDS / Kathryn WARNE (NSW) / Chromaluxe / Custom Wiring & Assem. / Cheveux by Laura / RR Timers	F2	Yamaha YZFR	2:05.734	6 of 7	.117	19.803	190
DNQ	80	B	Damien EDIS / Melanie SCHLUTER (VIC)	F2	Suzuki Random	2:11.259	1 of 2	5.525	25.328	205

Current best lap for SCR class - 1:40.526 by Steve ABBOTT / Jamie BIGGS (UK) on a set on 12/11/05

*** Non-qualifiers to seek permission from Clerk of Course to start ***

The results are provisional until the end of the time limit for protests and appeals.


 Chief Time Keeper - Scott Laing


 Clerk of Course - Tom Williams



Computime Race Timing Systems Pty Ltd © 1996
 Licensed to Computime Race Timing Systems

www.computime.com.au

COMPUTIME RACE TIMING SYSTEMS PTY LTD





ASBK.COM.AU f t i y

Round 7 : Phillip Island GP Circuit : October 6 - 8

HORSELL CONSULTING AUSTRALIAN SIDECAR CHAMPIONSHIP

Qualifying

Date: 07/10/17
 Event: Q08
 Weather: Mostly sunny - 15.0C
 Track: Dry - Temp: 21.6C

Started at: 12:02:58
 Laps: 15 Min
 Starters: 16
 Printed at: 12:32

PROVISIONAL LAP TIMES

No	Name	Lap 1	Lap 2	Lap 3	Lap 4	Lap 5	Lap 6	Lap 7	Lap 8
4	Bruce COLLINS / Peter DEANGELIS (VIC)	2:11.432	1:53.557	1:52.561	1:52.248	1:51.754	<u>1:51.661</u>	1:52.245	1:51.783
5	Richard GOODALE / Scott GOODALE (QLD)	2:20.258	1:59.405	1:56.954	1:56.273	1:57.041	<u>1:55.689</u>	1:55.701	
15	Jeff BROWN / Darren SHELDRIK (NSW)	2:16.891	1:59.583	3:24.828	2:08.288	<u>1:55.338</u>			
16	Darryl RAYNER / Wendy CAMPBELL (NSW)	2:30.009	2:00.604	2:01.163	1:57.670	<u>1:55.298</u>	1:56.227	1:55.980	
18	Simon REYNOLDS / Kathryn WARNE (NSW)	2:30.033	2:06.946	2:09.876	2:07.342	2:06.823	<u>2:05.734</u>	2:06.193	
22	Matthew McKINNON / Brad GORRIE (NSW)	2:09.943	1:54.367	<u>1:52.920</u>	1:53.587	1:53.122			
26	Patrick CLANCY / Steve BONNEY (VIC)	2:15.486	1:57.986	1:57.410	<u>1:56.736</u>	1:58.242	1:57.691	2:00.808	1:59.130
27	Howard FORD / Lee MENZIES (NSW)	2:10.504	1:54.130	1:51.053	<u>1:50.516</u>	1:50.857	1:52.987		
38	John CLANCY / Warren GRUBB (VIC)	2:12.730	1:55.715	1:55.819	1:55.546	1:55.231	1:55.198	1:54.632	<u>1:54.462</u>
54	Mick ALTON / Chrissie CLANCY (NSW)	2:06.254	1:51.259	1:50.370	1:49.764	1:49.505	2:55.046	1:59.048	<u>1:49.190</u>
55	Duncan ROGERS / Rodney BELL (VIC)	2:13.834	3:28.994	2:02.917	1:46.411	<u>1:45.931</u>			
65	Darryl McLEOD / Paul MATTHEWS (WA)	2:22.463	2:07.284	<u>2:05.617</u>	2:07.237	2:06.072	2:17.060	2:16.971	
80	Damien EDIS / Melanie SCHLUTER (VIC)	<u>2:11.259</u>	4:05.567						
82	Dave BOUGHEN / Lok O'KANE (QLD)	2:06.147	1:48.962	1:48.524	1:47.893	1:48.379	<u>1:47.122</u>	1:49.542	1:47.710
331	Trevor NORRSTROM / Amanda WILLIAMS (VIC)	2:22.272	2:05.248	2:06.541	<u>2:05.028</u>				
888	Beau BEATON / Noel BEARE (NSW/VIC)	2:09.971	1:49.785	<u>1:48.704</u>					

*** Non-qualifiers to seek permission from Clerk of Course to start ***

The results are provisional until the end of the time limit for protests and appeals.

Scott Laing
 Chief Time Keeper - Scott Laing

Tom Williams
 Clerk of Course - Tom Williams



Computime Race Timing Systems Pty Ltd © 1996
 Licensed to Computime Race Timing Systems

www.computime.com.au

COMPUTIME RACE TIMING SYSTEMS PTY LTD



ASBK.COM.AU f t i y

Round 7 : Phillip Island GP Circuit : October 6 - 8

HORSELL CONSULTING AUSTRALIAN SIDECAR CHAMPIONSHIP

Qualifying

Date: 07/10/17
 Event: Q08
 Weather: Mostly sunny - 15.0C
 Track: Dry - Temp: 21.6C

Started at: 12:02:58
 Laps: 15 Min
 Starters: 16
 Printed at: 12:32

PROVISIONAL SPLIT TIMES

Lap	Split 1	Split 2	Split 3	Split 4	Lap Time	Spd	Lap	Split 1	Split 2	Split 3	Split 4	Lap Time	Spd
4 Bruce COLLINS / Peter DEANGELIS (VIC) (6th)							4	30.827	36.820	24.901	34.794	2:07.342	189
1	40.984	36.346	22.692	31.410	2:11.432 P		5	30.959	36.670	24.912	34.282	2:06.823	187
2	27.109	33.564	21.829	31.055	1:53.557	213	6	30.480	37.007	24.893	33.354	2:05.734	190
3	26.923	33.291	21.615	30.732	1:52.561	214	7	31.190	37.105	24.461	33.437	2:06.193	188
4	26.267	32.987	22.089	30.905	1:52.248	218	22 Matthew McKINNON / Brad GORRIE (NSW) (7th)						
5	26.584	33.137	21.556	30.477	1:51.754	215	1	39.988	35.381	22.802	31.772	2:09.943 P	
6	26.554	32.572	21.863	30.672	1:51.661	219	2	26.974	33.923	22.210	31.260	1:54.367	199
7	26.619	32.128	21.868	31.630	1:52.245	216	3	26.198	33.083	22.399	31.240	1:52.920	201
8	26.389	32.639	21.763	30.992	1:51.783	214	4	26.911	33.784	21.546	31.346	1:53.587	205
5 Richard GOODALE / Scott GOODALE (QLD) (11th)							5	26.775	33.190	21.987	31.170	1:53.122	202
1	42.353	38.329	24.786	34.790	2:20.258 P		26 Patrick CLANCY / Steve BONNEY (VIC) (12th)						
2	28.849	35.835	22.598	32.123	1:59.405	189	1	39.616	38.761	24.125	32.984	2:15.486 P	
3	27.898	35.018	22.290	31.748	1:56.954	207	2	28.158	35.067	22.138	32.623	1:57.986	208
4	27.360	34.112	22.897	31.904	1:56.273	208	3	27.507	35.237	22.372	32.294	1:57.410	205
5	28.328	34.451	22.284	31.978	1:57.041	208	4	28.141	34.710	21.713	32.172	1:56.736	208
6	27.622	34.682	21.831	31.554	1:55.689	207	5	28.083	34.854	22.869	32.436	1:58.242	213
7	27.689	34.289	21.728	31.995	1:55.701	200	6	28.111	34.776	22.590	32.214	1:57.691	205
15 Jeff BROWN / Darren SHELDRICK (NSW) (10th)							7	28.579	36.792	23.082	32.355	2:00.808	200
1	42.654	38.041	23.376	32.820	2:16.891 P		8	28.205	34.668	22.689	33.568	1:59.130	203
2	29.581	35.098	22.529	32.375	1:59.583	196	27 Howard FORD / Lee MENZIES (NSW) (5th)						
3	29.345	34.945	22.488	1:58.050	3:24.828	196	1	39.555	35.806	23.061	32.082	2:10.504 P	
4	38.380	35.553	22.888	31.467	2:08.288 P		2	27.491	33.591	21.787	31.261	1:54.130	217
5	28.682	33.641	21.894	31.121	1:55.338	199	3	26.731	32.635	21.220	30.467	1:51.053	225
16 Darryl RAYNER / Wendy CAMPBELL (NSW) (9th)							4	26.562	32.706	20.899	30.349	1:50.516	227
1	44.354	42.019	26.456	37.180	2:30.009 P		5	26.245	33.013	21.007	30.592	1:50.857	230
2	30.305	35.296	22.360	32.643	2:00.604	182	6	26.952	33.663	21.357	31.015	1:52.987	218
3	29.306	36.482	22.608	32.767	2:01.163	209	38 John CLANCY / Warren GRUBB (VIC) (8th)						
4	28.381	34.206	22.572	32.511	1:57.670	208	1	39.920	37.797	22.900	32.113	2:12.730 P	
5	27.938	33.481	22.057	31.822	1:55.298	209	2	27.712	34.064	22.024	31.915	1:55.715	207
6	28.133	33.498	21.743	32.853	1:56.227	209	3	27.502	33.799	22.896	31.622	1:55.819	207
7	27.751	33.596	22.746	31.887	1:55.980	207	4	27.626	33.937	22.468	31.515	1:55.546	207
18 Simon REYNOLDS / Kathryn WARNE (NSW) (DNQ)							5	27.610	33.828	22.101	31.692	1:55.231	205
1	43.591	42.691	27.326	36.425	2:30.033 P		6	28.003	33.682	22.224	31.289	1:55.198	207
2	30.966	37.724	24.311	33.945	2:06.946	188	7	27.767	33.212	21.867	31.786	1:54.632	208
3	30.479	36.789	25.087	37.521	2:09.876	187	8	27.125	33.630	21.926	31.781	1:54.462	206

Scott Laing
 Chief Time Keeper - Scott Laing

Tom Williams
 Clerk of Course - Tom Williams



Computime Race Timing Systems Pty Ltd © 1996
 Licensed to Computime Race Timing Systems

www.computime.com.au

COMPUTIME RACE TIMING SYSTEMS PTY LTD

Round 7 : Phillip Island GP Circuit : October 6 - 8

HORSELL CONSULTING AUSTRALIAN SIDECAR CHAMPIONSHIP

Qualifying

Date: 07/10/17
Event: Q08
Weather: Mostly sunny - 15.0C
Track: Dry - Temp: 21.6C

Started at: 12:02:58
Laps: 15 Min
Starters: 16
Printed at: 12:32


PROVISIONAL SPLIT TIMES

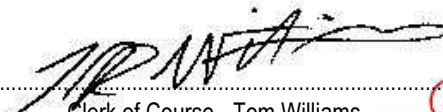
Lap	Split 1	Split 2	Split 3	Split 4	Lap Time	Spd	Lap	Split 1	Split 2	Split 3	Split 4	Lap Time	Spd
54 Mick ALTON / Chrissie CLANCY (NSW) (4th)							1	39.117	36.139	23.054	32.949	2:11.259 P	
1	38.156	34.574	21.375	32.149	2:06.254 P		2	27.595	34.134	22.653	2:41.185	4:05.567	205
2	26.765	32.746	21.069	30.679	1:51.259	212	82 Dave BOUGHEN / Lok O'KANE (QLD) (2nd)						
3	26.465	32.492	21.068	30.345	1:50.370	211	1	39.325	35.133	21.326	30.363	2:06.147 P	
4	26.188	32.472	20.728	30.376	1:49.764	212	2	26.297	32.410	20.314	29.941	1:48.962	214
5	26.044	32.090	20.891	30.480	1:49.505	211	3	25.665	32.278	21.009	29.572	1:48.524	225
6	26.114	32.439	21.826	1:34.667	2:55.046	210	4	25.834	32.155	20.218	29.686	1:47.893	226
7	34.545	32.504	21.794	30.205	1:59.048 P		5	25.692	31.827	21.345	29.515	1:48.379	226
8	25.949	32.113	20.646	30.482	1:49.190	213	6	25.603	31.628	20.193	29.698	1:47.122	226
55 Duncan ROGERS / Rodney BELL (VIC) (1st)							7	26.210	31.532	22.145	29.655	1:49.542	225
1	40.277	38.305	22.939	32.313	2:13.834 P		8	25.874	31.519	20.893	29.424	1:47.710	225
2	27.729	34.953	21.982	2:04.330	3:28.994	208	331 Trevor NORRSTROM / Amanda WILLIAMS (VIC) (DNQ)						
3	38.184	33.752	21.112	29.869	2:02.917 P		1	42.209	39.082	25.652	35.329	2:22.272 P	
4	25.543	31.503	20.139	29.226	1:46.411	241	2	30.163	36.871	24.256	33.958	2:05.248	183
5	25.035	31.571	19.873	29.452	1:45.931	241	3	29.333	38.234	24.599	34.375	2:06.541	181
65 Darryl McLEOD / Paul MATTHEWS (WA) (DNQ)							4	29.180	36.582	23.981	35.285	2:05.028	189
1	43.707	38.922	25.048	34.786	2:22.463 P		888 Beau BEATON / Noel BEARE (NSW/VIC) (3rd)						
2	30.441	38.007	24.394	34.442	2:07.284	204	1	41.351	34.713	22.266	31.641	2:09.971 P	
3	30.152	36.867	24.743	33.855	2:05.617	199	2	26.770	32.539	20.665	29.811	1:49.785	204
4	30.002	36.529	25.344	35.362	2:07.237	202	3	26.374	32.186	20.293	29.851	1:48.704	204
5	30.644	37.082	24.413	33.933	2:06.072	197							
6	30.038	48.119	24.584	34.319	2:17.060	202							
7	30.192	35.948	23.964	46.867	2:16.971	196							

80 Damien EDIS / Melanie SCHLUTER (VIC) (DNQ)

*** Non-qualifiers to seek permission from Clerk of Course to start ***

The results are provisional until the end of the time limit for protests and appeals.


Chief Time Keeper - Scott Laing


Clerk of Course - Tom Williams



Computime Race Timing Systems Pty Ltd © 1996
Licensed to Computime Race Timing Systems

www.computime.com.au

COMPUTIME RACE TIMING SYSTEMS PTY LTD





ASBK.COM.AU f t i y

Round 7 : Phillip Island GP Circuit : October 6 - 8

HORSELL CONSULTING AUSTRALIAN SIDECAR CHAMPIONSHIP

Qualifying

Date: 07/10/17
 Event: Q08
 Weather: Mostly sunny - 15.0C
 Track: Dry - Temp: 21.6C

Started at: 12:02:58
 Laps: 15 Min
 Starters: 16
 Printed at: 12:32

PROVISIONAL FASTEST LAPS SEQUENCE

Race Time	No	Name	Machine	Fastest Lap	On Lap
2:10.692	54	Mick ALTON / Chrissie CLANCY (NSW)	Suzuki LCR	2:06.254	1
2:22.971	82	Dave BOUGHEN / Lok O'KANE (QLD)	Suzuki GSXR	2:06.147	1
4:01.951	54	Mick ALTON / Chrissie CLANCY (NSW)	Suzuki LCR	1:51.259	2
4:11.933	82	Dave BOUGHEN / Lok O'KANE (QLD)	Suzuki GSXR	1:48.962	2
6:00.457	82	Dave BOUGHEN / Lok O'KANE (QLD)	Suzuki GSXR	1:48.524	3
7:48.350	82	Dave BOUGHEN / Lok O'KANE (QLD)	Suzuki GSXR	1:47.893	4
9:50.883	55	Duncan ROGERS / Rodney BELL (VIC)	LCR GSXR	1:46.411	4
11:36.814	55	Duncan ROGERS / Rodney BELL (VIC)	LCR GSXR	1:45.931	5

*** Non-qualifiers to seek permission from Clerk of Course to start ***

The results are provisional until the end of the time limit for protests and appeals.

Scott Laing
 Chief Time Keeper - Scott Laing

Tom Williams
 Clerk of Course - Tom Williams



Computime Race Timing Systems Pty Ltd © 1996
 Licensed to Computime Race Timing Systems

www.computime.com.au

COMPUTIME RACE TIMING SYSTEMS PTY LTD





ASBK.COM.AU f t i y

Round 7 : Phillip Island GP Circuit : October 6 - 8

HORSELL CONSULTING AUSTRALIAN SIDECAR CHAMPIONSHIP

Qualifying

Date: 07/10/17
 Event: Q08
 Weather: Mostly sunny - 15.0C
 Track: Dry - Temp: 21.6C

Started at: 12:02:58
 Laps: 15 Min
 Starters: 16
 Printed at: 12:32

PROVISIONAL BEST PARTIAL TIMES

Pos	Split 1		Split 2		Split 3		Split 4		LAP		Ideal	Fastest
	Name	Time	Name	Time	Name	Time	Name	Time	Name	Time		
1	ROGERS / BE	25.035	ROGERS / BE	31.503	ROGERS / BE	19.873	ROGERS / BE	29.226	ROGERS / BE	1:45.637	1:45.931	
2	BOUGHEN / O	25.603	BOUGHEN / O	31.519	BOUGHEN / O	20.193	BOUGHEN / O	29.424	BOUGHEN / O	1:46.739	1:47.122	
3	ALTON / CLAN	25.949	ALTON / CLAN	32.090	BEATON / BE	20.293	BEATON / BE	29.811	BEATON / BE	1:48.664	1:48.704	
4	McKINNON / G	26.198	COLLINS / DE	32.128	ALTON / CLAN	20.646	ALTON / CLAN	30.205	ALTON / CLA	1:48.890	1:49.190	
5	FORD / MENZI	26.245	BEATON / BE	32.186	FORD / MENZI	20.899	FORD / MENZI	30.349	FORD / MENZI	1:50.128	1:50.516	
6	COLLINS / DE	26.267	FORD / MENZI	32.635	McKINNON / G	21.546	COLLINS / DE	30.477	COLLINS / DE	1:50.428	1:51.661	
7	BEATON / BE	26.374	McKINNON / G	33.083	COLLINS / DE	21.556	BROWN / SHE	31.121	McKINNON /	1:51.997	1:52.920	
8	CLANCY / GR	27.125	CLANCY / GR	33.212	CLANCY / BO	21.713	McKINNON / G	31.170	CLANCY / GR	1:53.493	1:54.462	
9	GOODALE / G	27.360	RAYNER / CA	33.481	GOODALE / G	21.728	CLANCY / GR	31.289	GOODALE / G	1:54.754	1:55.689	
10	CLANCY / BO	27.507	BROWN / SHE	33.641	RAYNER / CA	21.743	GOODALE / G	31.554	RAYNER / CA	1:54.797	1:55.298	
11	EDIS / SCHLU	27.595	GOODALE / G	34.112	CLANCY / GR	21.867	RAYNER / CA	31.822	BROWN / SHE	1:55.338	1:55.338	
12	RAYNER / CA	27.751	EDIS / SCHLU	34.134	BROWN / SHE	21.894	CLANCY / BO	32.172	CLANCY / BO	1:56.060	1:56.736	
13	BROWN / SHE	28.682	CLANCY / BO	34.668	EDIS / SCHLU	22.653	EDIS / SCHLU	32.949	EDIS / SCHLU	1:57.331	2:11.259	
14	NORRSTROM	29.180	McLEOD / MA	35.948	McLEOD / MA	23.964	REYNOLDS /	33.354	NORRSTROM	2:03.701	2:05.028	
15	McLEOD / MA	30.002	NORRSTROM	36.582	NORRSTROM	23.981	McLEOD / MA	33.855	McLEOD / MA	2:03.769	2:05.617	
16	REYNOLDS /	30.479	REYNOLDS /	36.670	REYNOLDS /	24.311	NORRSTROM	33.958	REYNOLDS /	2:04.814	2:05.734	

*** Non-qualifiers to seek permission from Clerk of Course to start ***

The results are provisional until the end of the time limit for protests and appeals.

Scott Laing
 Chief Time Keeper - Scott Laing

Tom Williams
 Clerk of Course - Tom Williams



Computime Race Timing Systems Pty Ltd © 1996
 Licensed to Computime Race Timing Systems

www.computime.com.au

COMPUTIME RACE TIMING SYSTEMS PTY LTD